

# POWER X PLOER PX5-400

## SPECIFICATIONS

### Measured Parameters

(4) differential inputs, 1-600 Vrms, AC/DC, 0.1% rdg + 0.05% FS, 256 samples/cycle (1), 16 bit ADC

(4) inputs with CTs 1-6000 Arms CT-dependent, AC/DC, 0.1% rdg + CTs, 256 samples/cycle (1), 16 bit ADC

1 MHz High Speed Sampling, 14 bit ADC

Frequency Range, 10 mHz resolution, 15-20 Hz, 45-65 Hz or 350-450 Hz

Phase Lock Loop - Generator tracking, Standard PQ mode

### Monitoring/Compliance

IEEE 1159

IEC 61000-4-30 Class A

MIL-STD-1399

Current Inrush/Energization

Voltage Fault Recording

Long Term Monitoring w/min/max/avg

Continuous Data Logging

### Power Quality Triggers

Cycle-by-cycle analysis

256 samples/cycle; 1/2 cycle RMS steps (1)

L-L, L-N, N-G RMS Variations: Sags/swells/interruptions

RMS Recordings V & I (32 pre-fault, 10K post-fault cycles)

Waveshape Recordings (32 pre-fault, 10K post-fault cycles)

Low and Medium Frequency Transients - V & I

High Frequency Transients - V & I, 3% FS trigger

Harmonics Summary Parameters

Cross trigger V & I channels

RMS Event Characterization (IEEE or IEC)

Transient Event Characterization

### Distortion/Power/Energy

W, VA, VAR, TPF, DPF, Demand, Energy, etc.

IEEE 1459 Parameters of distorted and unbalanced

Harmonics / Interharmonics per IEC 61000-4-7

THD/Harmonic Spectrum (V,I,W) to 63rd (2)

TID/Interharmonic Spectrum (V,I) to 63rd (2)

Flicker per IEC 61000-4-15 (Pst,Plt,Sliding Plt)

Crest Factor, K Factor, Transformer Derating Factor, Telephone Interference Factor

Unbalance (max rms deviation) & sequencing components

5 User Spec Harmonics or Signaling Frequency

Vector/Arithmetic/Coincident Parameters

### Available Languages

Chinese, English, Finnish, French, German, Italian, Spanish, Swedish

### General Specifications

Size (HxWxD): 12" x 2.5" x 8" (30cm x 6.4cm x 20.3cm)

Weight: 4.2 pounds (1.9 kg)

Operating Temperature: 0° to 50° C (32° to 122° F)

Storage Temperature: -20° to 55° C (4° to 131° F)

Humidity: 10 to 90% non-condensing

System Time Clock-Crystal controlled-1 second resolution

Charger / Battery Eliminator: 90-264 VAC 47-63 Hz

Display: LCD color touch screen

Memory options (must have one): 32M-128M removable compact flashcard

### Optional Accessories

Current Probes: An extensive selection, including:

Model TR-2510A 0.1-10 A; up to 0.47" conductors

Model TR-2500A 10-500 A; up to 1/8" diameter or 2.5" x 0.2" conductors

Model TR-2520A 300-3000 A; up to 2.56" diameter or 1.97" x 5.3" (bus bar)

Model TR-2019B 1-300 A; up to 2.0" conductors (requires 116002-G1 adapter)

Flexible probes: ranging in current from 30-6000 A, 24", 36", 48"

Hall Effect Probes for AC/DC applications, 150 A or 1500 A

CT Cable Adapter (CA4300LEM)

Voltage Cable Accessory Pack (VCP4300)

Soft Carrying Case (SCC-4300)

Field Replaceable Battery Pack (BP-PX5)

External Battery Charger (XBC-PX5)

Reusable Shipping Container (RSC-4300)

Weather resistant Container (ENCL-HH)

Lockable Portable Case (LPC-4300)

Communications Interface:

RS232 FiberOptic Adapter (COMM-RS232)

USB FiberOptic Adapter (COMM-OUA)

LAN-FiberOptic Adapter (COMM-OEA)

DRAN-VIEW software: Runs under Windows 98, ME, NT, XP

NodeLink™ with download, setups and meter

CD-ROM Training Program

(1) PX5-400 samples at 32 samples/cycle, 1 cycle steps at 400 Hz. Certain parameters measured at 45-65 Hz range only.

(2) Maximum harmonics to 16th at 400 Hz.

# POWER X PLOER PX5-400

## Power Quality Analyzer



State-of-the-art monitoring of  
50/60 and 400 Hertz systems  
in one instrument

Toll-Free: 888-BC-FOR-ME (223-6763) sales@bcgroupintl.com

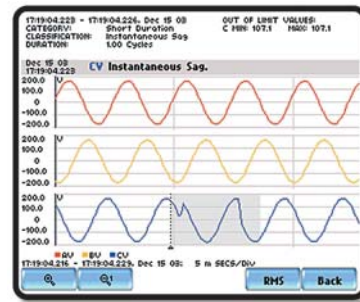
BC Group International Inc.  
3081 Elm Point Industrial Dr.  
St. Charles, MO 63301-4333 USA



The PowerXplorer® PX5-400 was designed specifically for measuring and monitoring power on both 50/60 and 400 Hz power systems on ships, aircraft, submarines, and the testing of equipment used on such. This unique instrument integrates the most advanced feature set available in a power monitoring instrument, with automated setups and an easy-to-navigate, color graphical user interface. With high-speed sampling and data capture (down to 1 microsecond/channel), this 8-channel workhorse simultaneously captures and characterizes thousands of parameters, using a range of standard and customizable operating modes. The PowerXplorer PX5-400 collects data at 256 samples/cycle/channel, is designed for both AC and DC applications, and meets MIL-STD-1399, IEEE 1159, IEC 61000-4-30 and EN50160 standards.

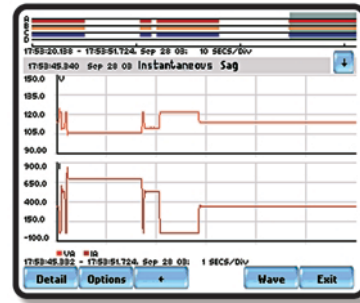
### Mil Standard 1399 Testing

This interface standard for shipboard systems is the approved testing protocol for naval sea standards and all relevant departments within the US DOD. The electric power system serves a variety of user equipment including aircraft elevators, communication systems, weapon systems and computers. The testing protocol is used to verify compatibility with a prescribed list of characteristics and tolerances including transients, sags and spikes, unbalance, frequency tolerances and harmonics. Recommended testing apparatus – a voltmeter, frequency meter, oscilloscope, harmonics meter, and current transformers – can all be replaced with one instrument, the PowerXplorer PX5-400.



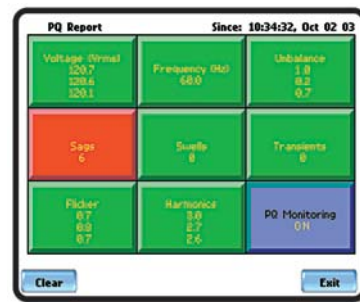
### Power Measurement

Equipment being used in these applications must be tested in all operating modes, including 400 Hz, to ensure that critical test and operational equipment fits with the power supply. The PowerXplorer PX5-400 collects a range of parameters – from load-related factors such as watts, VA, VAR, frequency instability, power factor and load excursions – to power quality information including sags, swells, transients and harmonics. Users can select the length and mode of data collection, including troubleshooting, data logging, power quality surveys, energy and load balancing.

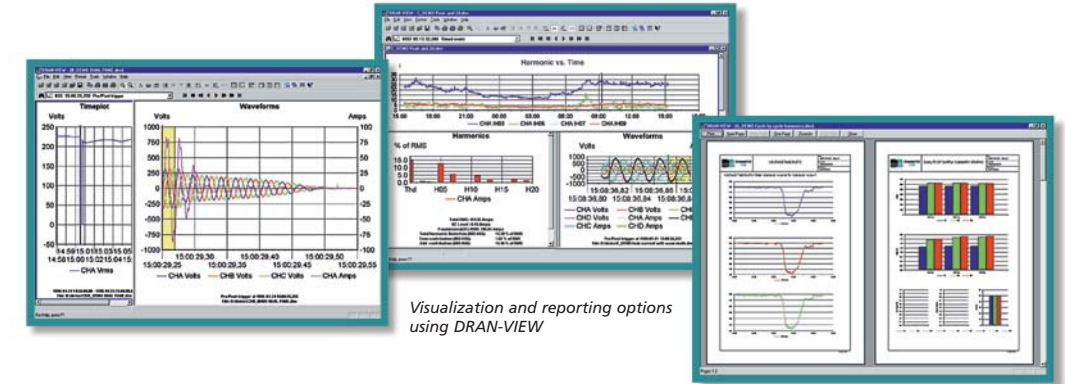


### Troubleshooting

The PowerXplorer PX5-400's unique annunciator "report card" provides instant power quality answers in the field. A wide range of power monitoring data is collected, analyzed and tabulated in color-coded categories to quickly identify areas of concern, which are identified in red. Drill down for more detailed information by simply touching the intuitive touch screen to locate the source and pinpoint the root cause of power quality disturbances.



# POWERXPLOER PX5-400



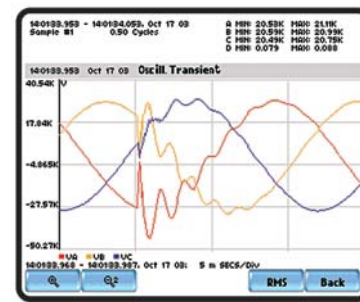
Data can be viewed in real time using scope mode, meter mode, event mode, harmonics spectrum or phasor diagrams. Data is captured on a memory card for analysis, trending, visualization and reporting using industry-leading DRAN-VIEW® software. DRAN-VIEW makes it simple to trend events, correlate data, analyze worst-case scenarios, see frequency fluctuations, generate custom reports, and understand complex issues such as transients and harmonics.



A range of current probes can be selected to fit your needs, from standard clamp-ons to flexible CTs and Hall current effect probes for DC monitoring.

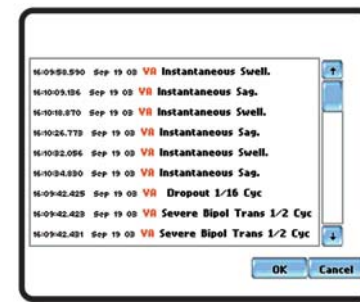
### Fast Transient Capture

The PowerXplorer PX5-400 uses digitized high-speed sampling to capture and analyze microsecond-wide transients (Dranetz 658-like and BMI 8800-like). Transients, generated by fast-switching electronics, computer systems, aircraft components, and load transfer are immediately characterized as impulsive or oscillatory and detailed for further analysis. The PowerXplorer PX5-400 delivers a full profile, with events time stamped to the millisecond of the entire transient, to pinpoint the exact source and cause of the event.



### Power Quality Diagnostics

The PowerXplorer PX5-400 has a built-in event characterizer that labels events to directly support troubleshooting and the gathering of survey data – for improving power quality and equipment reliability, as well as for matching the requirements and susceptibilities of that equipment to the incoming supply. Plus, the PowerXplorer PX5-400 captures detailed harmonics, interharmonics and subharmonics to effectively troubleshoot the complex problems caused by these events.



### Equipment Testing

Evaluating and testing the performance of military components and computerized systems under true operating conditions – 400 Hz or other – is key to ensuring a successful mission. The PowerXplorer PX5-400 incorporates advanced features such as RMS triggers, advanced transient capture, and cross triggering between channels to ensure that all equipment is working properly. Plus, real time reading observing during testing, startup and maintenance enable users to see results and tweak equipment on-the-fly.

